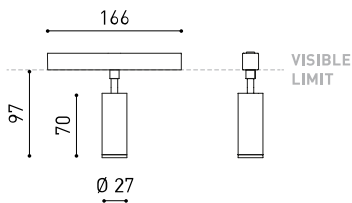




Dimensions



Accessories



ANTI-GLARE HONEYCOMB LOUVER



TRACK 48V OPTIONS

PRODUCT

|           |                                 |
|-----------|---------------------------------|
| Name      | FIT 27 48V SHORT MEDIUM 4000K G |
| Reference | A5480122G-S                     |
| Color     | Gold                            |
| RAL       | Paint of metallic nanoparticles |
| Category  | TRACK LIGHTS                    |

LIGHT SOURCE

|                         |                  |
|-------------------------|------------------|
| Type                    | LED              |
| Gross luminous flux     | 600 lm           |
| Colour temperature      | 4000 K           |
| Chromatic stability     | MacAdam Step 2   |
| Colour Rendering Index  | CRI>90           |
| Power                   | 5,5 W            |
| Efficacy                | 109 lm/W         |
| LED lifespan            | L90B10 >108.000h |
| Energy efficiency class | F                |

LIGHTING FIXTURE | PHOTOMETRIC DATA

|                     |     |
|---------------------|-----|
| Lighting efficiency | 82% |
| Light beam angle    | 31° |

LIGHTING FIXTURE | ELECTRICAL DATA

|                             |        |
|-----------------------------|--------|
| Power values of the system  | 6,32 W |
| Dimming                     | No Dim |
| Electrical insulation class | II     |

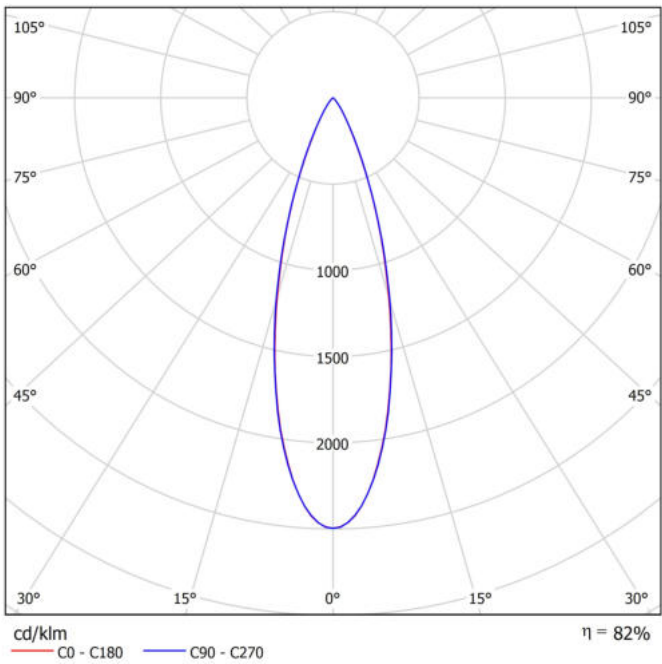
OTHER DATA

|                      |                           |
|----------------------|---------------------------|
| Sealing              | IP20                      |
| Wireless control     | Please Consult            |
| Swivel angle         | 90°                       |
| Rotation angle       | 360°                      |
| Track type           | Track 48V                 |
| Weight               | 100 g                     |
| Packaged weight      | 180 g                     |
| Packaging dimensions | 188 x 165 x 53 mm         |
| Units per package    | 1                         |
| Materials            | Aluminium / Polycarbonate |

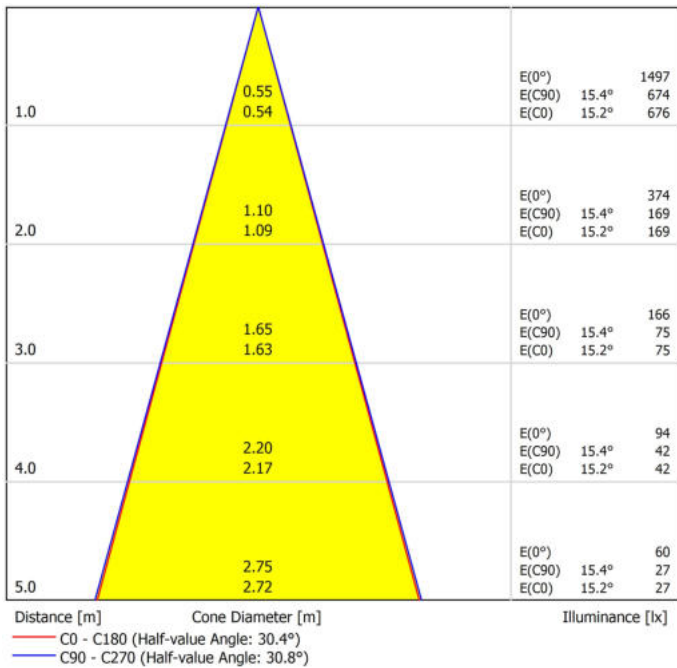


Fit 48V is a spotlight for low voltage tracklight applications, available in different models (50, 35, 35 Double, 27, 27 Double, 20 and 20 Double). With its cylindrical geometry and essential forms, it stands out for its minimalistic design and functionality, as it can be oriented in any direction. The black perimeter around its mouth and its honeycomb accessory highlight its anti-glare vocation.

Polar diagram



Conical diagram





| PRODUCT              |                             |
|----------------------|-----------------------------|
| Model                | Anti-glare Honeycomb Louver |
| Reference            | A3990000                    |
| Category             | Accessories                 |
| NOT SOLD SEPARATELY. |                             |



Anti-glare Honeycomb Louver

Accessory featuring a honeycomb structure designed to control the light beam, reduce glare, and prevent direct exposure to the light source.

# Track 48V Surface Short

ARKOSLIGHT

48V track lighting systems are low-voltage lighting solutions based on electrified tracks. The track serves both as a physical structure and as a power carrier, allowing light modules to be placed and repositioned as needed, offering flexibility, safety, and energy efficiency. Ideal for projects that demand minimalist design, high performance, and adaptability. To configure your 48V system, you'll need to combine the following components:

- 1. Tracks – Available in surface, trimless, surface short, suspended (using suspension accessories with the surface track), and indirect light versions. They form the structural and electrical base of the system.
- 2. Connectors & Power Supply – Ensure electrical continuity between track sections and provide the 48V power input.
- 3. Accessories – Including end caps, joiners, mounting elements, and optional installation accessories to complete and secure the setup.

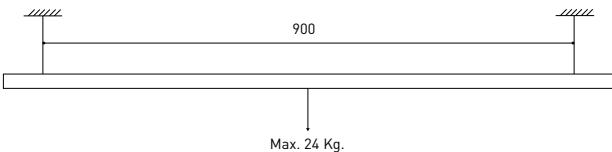
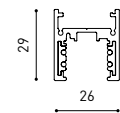


## Track Options

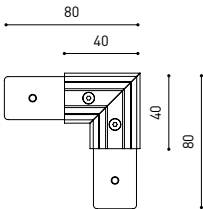
Choose the track version required for your project configuration.

|                            |                       |
|----------------------------|-----------------------|
| TRACK 48V SURFACE SHORT 1m | A338-21-00-   NT   WT |
| TRACK 48V SURFACE SHORT 2m | A338-22-00-   NT   WT |
| TRACK 48V SURFACE SHORT 3m | A338-23-00-   NT   WT |

|  |                       |
|--|-----------------------|
| TRACK 48V SURFACE SHORT Corner 90° One Plane | A338-24-00-   NT   WT |
| TRACK 48V SURFACE SHORT T-Joint              | A338-25-00-   NT      |
| TRACK 48V SURFACE SHORT X-Joint              | A338-26-00-   NT      |

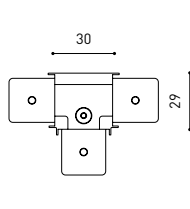


Corner 90° One Plane



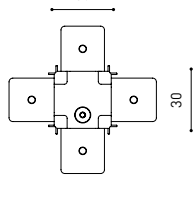
Straight joiner included

T-Joint



Straight joiner included

X-Joint



Straight joiner included

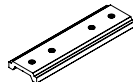
## Complementary track accessories

Use end caps, joiners, and gap covers to connect, close, and cleanly finish your track setup.

|                       |
|-----------------------|
| Short End 48V         |
| A338-00-18-   NT   WT |



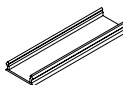
|                             |
|-----------------------------|
| Surface Straight Joiner 48V |
| A338-00-11                  |



|                       |
|-----------------------|
| Short End Feed 48V    |
| A338-00-19-   NT   WT |



|                     |
|---------------------|
| Cover Gap 1m 48V    |
| A338-00-30-   N   W |



COLOUR | NT ■ RAL 9005 | WT □ RAL 9016 | N ■ RAL 9005 |

Connector options

Connectors are required to provide electrical continuity between tracks, ensuring an uninterrupted 48V flow.

|                        |
|------------------------|
| Live-End Connector 48V |
| A338-00-01-   N        |
| Central Connector 48V  |
| A338-00-02-   N        |
| T-Joint Connector 48V  |
| A450-00-07-   N        |
| Wireless Control 48V   |
| 0434-01-31-   N   W    |
| Casambi                |



|                                    |
|------------------------------------|
| Corner 90° Connector One Plane 48V |
| A338-00-24-   N   W                |
| L-Joint Connector 48V              |
| A338-00-12-   N                    |
| X-Joint Connector 48V              |
| A450-00-08-   N                    |



Power Supply Options

Select the appropriate power feed to deliver 48V to the system based on your track layout and installation type.

For all tracks

Constant Voltage  
LED POWER SUPPLY

|                     | P    | V   | D (A x B x C)   |
|---------------------|------|-----|-----------------|
| 0434-01-61*   N   W | 100W | 48V | 298 x 19 x 16mm |
| 0434-01-62          | 150W | 48V | 350 x 30 x 18mm |
| 0434-01-80          | 250W | 48V | 400 x 40 x 22mm |

220 V~  
240 V~ | \*To be installed inside the track.



DROP VOLTAGE TABLE

|           |                     | CABLE LENGTH (m) |    |    |    |
|-----------|---------------------|------------------|----|----|----|
|           |                     | 5                | 10 | 20 | 30 |
| POWER (W) | CABLE SECTION (mm²) | TRACK LENGTH (m) |    |    |    |
|           |                     | 50               | 50 | X  | X  |
| 100       | 0,75                | 50               | 50 | 40 | 25 |
|           | 1,5                 | 40               | 15 | X  | X  |
| 150       | 0,75                | 50               | 40 | 20 | X  |
|           | 1,5                 | 35               | 20 | X  | X  |
| 250       | 0,75                | 20               | X  | X  | X  |
|           | 1,5                 | 20               | X  | X  | X  |

Connection diagrams:

Surface



Suspension



COLOUR | N ■ RAL 9005 |

## Other accessories

## Suspension components

For a suspended configuration, use surface components together with the following accessories:

## SURFACE Suspension Kit (2 units) 48V

A338-00-15- | NT | WT |



For suspension aside box installation replace the power supply:

## Wired Power Supply Case 48V

A338-00-25- | NT | WT | 150W NO DIM

A338-00-26- | NT | WT | 150W DIM

220  
240 V~  
INCL

Required for remote or integrated driver installation:

## Suspension Feed Kit 48V

A338-00-16- | N | W | NO DIM

A338-00-17- | N | W | DIM

For remote power supply



A338-00-27- | N | W | NO DIM

A338-00-28- | N | W | DIM

For power supply inside the track

## Wire trimless accessories

For installing the suspension system cleanly and discreetly — with no visible ceiling boxes or mounting elements.

## FEED

## Mains Trimless\*

A023-00-01- | W | N | NO DIM

## Mains Thick Trimless\*

A023-00-02- | W | N | DIM



## PRODUCT CONFIGURATOR

Use our online configurator to design your own custom product layout. The tool will guide you through the process and automatically calculate the required drivers and accessories.

[Start your configuration →](#)

## FASTENING

## Steel Cable Trimless\*

A023-00-05- | W | N |



\* As many pieces as needed according to your product

COLOUR | NT ■ RAL 9005 | WT □ RAL 9016 | N ■ RAL 9005 | W □ RAL 9016 |



Fuente de luz (LED) reemplazable por un profesional autorizado

Replaceable (LED only) light source by an authorized professional.

Source lumineuse (LED) remplaçable par un professionnel agréé

Sorgente luminosa (LED) sostituibile da parte di un professionista autorizzato

Austauschbare (LED) Lichtquelle durch einen autorisierten Fachmann



Equipo de control reemplazable por un profesional autorizado

Replaceable control gear by an authorized professional

Dispositif de commande remplaçable par un professionnel agréé

Alimentatore sostituibile da parte di un professionista autorizzato

Auswechselbares Betriebsgerät durch autorisierten Fachmann

## Instrucciones para el final de vida y la eliminación de los componentes:

### Instructions on end-of-life and component disposal:

### Instructions pour la gestion des composants en fin de vie et leur mise au rebut :

### Istruzioni per il fine vita e lo smaltimento dei componenti:

### Anweisungen zur entsorgung der Leuchtenkomponenten:



Interrumpir la alimentación del aparato  
Cut the power supply to the luminaire  
Couper l'alimentation du luminaire  
Interrompere l'alimentazione dell'apparecchio  
Stromversorgung der Leuchte unterbrechen



Quitar la(s) fuente(s) de luz para el desecho  
Remove light source(s) for disposal  
Retirer la (les) source(s) lumineuse(s) pour l'élimination  
Rimuovere la/le sorgente/e di luce per lo smaltimento  
Lichtquelle(n) zur Entsorgung entfernen



Quitar la batería para el desecho  
Remove the battery for decommissioning  
Retirer la batterie pour sa mise au rebut  
Rimuovere la batteria per la dismissione  
Die Batterie ordnungsgemäß entsorgen



Quitar el equipo de control para el desecho  
Remove control gear for disposal  
Retirer le dispositif de commande pour l'élimination  
Rimuovere l'alimentatore per lo smaltimento  
Betriebsgerät zur Entsorgung ausbauen

Enviar los materiales a un centro de recogida RAEE  
Send the materials to a WEEE collection centre  
Envoyer les matériaux dans une déchetterie DEEE  
Inviare i materiali ad un centro di raccolta RAEE  
Die Materialien in einem WEEE-Zentrum entsorgen

